CCT

Remote-readable pulse receivers

LED POWER: power supply presence (fixed: reset, flashing: battery fault)

LED COM: data exchange on the RS485 (flashing according to RS485 transmission speed)

Initialisation button for the RS485 at power up.

PRODUCT ADVANTAGES

- With its RS485 digital link, the CCT renders the new range of ULYS electronic energy meters particularly communicating. Combined with its meters and WinThor monitoring and energy management software, it offers users a global solution for assuring the monitoring and management of all MV/LV metering points.

Description

The **CCT** collects and stores pulses coming from different energy meters (electricity, water, gas) or digital signals (circuit breaker status, alarm triggering, etc) in real time, and transmits the information to an energy management system, such as **WinThor**, via its RS485 digital link.

Special features:

The **CCT** accepts all types of metering measurement units (m^3,m^3/h, litres, kWh, etc.). 8 inputs programmed individually in metering-pulse inputs or digital inputs.

Pulse inputs:
- Energy management: recording of load curves of the last 4032 average values for active and reactive powers for each of the 8 input channels (for example, 28 days of recording for a 10 minute integration period).
- Recording of the last 12 monthly metering indexes and general indexes.

Digital input:
- Events logging: time-stamping a change in status for a digital input accompanied with the recording of the status of all digital inputs.
- Recording of the last 50 status changes.

Electrical specifications



Pulse/digital inputs	
Number	from 1 to 8 inputs, pulse or digital
Pulse weight	from 0.1 to 100
Stream integration time	1 to 60 minutes, per 1 minute increments
Pulse input voltage	24 to 60 Vac/dc ± 20 %
Consumption	0,1 VA to 24 Vac/dc 0,5 VA to 48 Vac/dc
Pulse duration	30 to 1500 ms
Auxiliary power supply	
Supply voltage	230 Vac
Domain of use	-20 % / +15 %
Consumption	5 VA
Power supply output	
Metering inputs	24 Vdc – 100 mA
Digital outputs	
1 RS485 output / 2 shielded wires + half duplex	
Protocol	ModBus/JBus mode RTU
Speed	600, 1200, 2400, 4800, 9600 and 19200 bauds
Parity	Even, odd or no parity
Bits stop	1 or 2
JBus addresses	1 to 255

Environment

Operating temperature	-20 °C to +55 °C
Storage temperature	-25 °C to +70 °C
Relative humidity	95 %
Data storage	10 years at + 25 °C
Installation category	3
Pollution level	2

Mechanics

Weight	450 g
Mounting	Mounting on DIN rail
Terminal	6 mm² screw connection terminals

Dimensions (in mm)

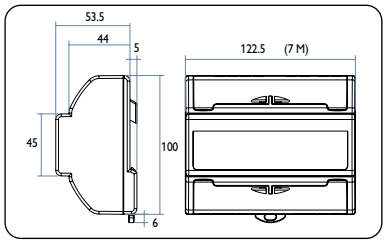

Electrical connections

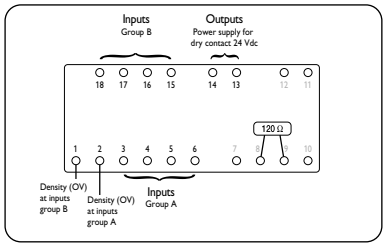

Auxiliary power supply

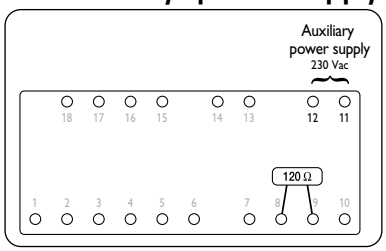

Communication

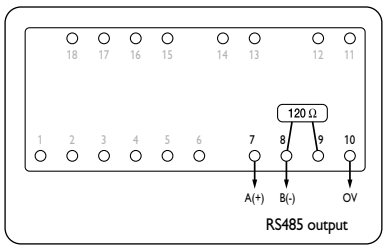

T O O R D E R

Model	Model	Reference
CCT	Remote-readable pulse receiver	CCCT 1001

Associated products

ULYS energy meters 14

WinThor monitoring software 46

SESAME configuration software 50

SELECTION GUIDE 8
INFO & ADVICE 12
◀◀◀ RANGE INFO 44